

# Store Setup & Subscribe

This guide will show you how to complete your store setup & subscription.

Choose your directory category, then enter your company name and your trading name as it will appear to customers.

Next, add your ABN and select whether you're GST registered, if you accept crypto payments, and whether you'd like your business to appear in the public directory.

Then write a short bio about your business and upload your driver's license for ID verification.

The screenshot shows the 'Store Setting' page in the Q2U dashboard. The 'General Info' section includes a dropdown for 'Category' (Online Marketplace), text inputs for 'Company Name\*' (Q2U Pty Ltd) and 'Trading Name\*' (Q2U Marketplace), and an 'ABN\*' input (47687450255). There are checkboxes for 'Are you GST registered company?' (checked), 'Shows in the directory listing' (checked), and 'Accept Crypto' (checked). The 'Bio' section has a text area with a promotional message. The 'Driving licence' section shows two uploaded images: a placeholder and a sample Queensland driver's license.

After that, enter your phone number and address.

The screenshot shows the 'Store Setting' page with the 'Phone' and 'Address' sections. The 'Phone' input contains '0412 345 678'. The 'Address' section has a 'Search Address' input with 'suite 502/276 Pitt Street, Sydney NSW, Australia'. Below it are inputs for 'Address 1\*' (276 Pitt Street), 'Address 2 (optional)', 'Address 3 (optional)', 'City\*' (Sydney), 'State\*' (NSW), 'ZIP Code\*' (2000), and 'Website URL' (https:// www.q2u.world).

Upload your store logo and banner image to personalize your store page.

In shipping settings, choose a fixed delivery price or select a delivery partner for calculated shipping.

*Delivery integrations in a separate manual.*

You can also set a storewide discount and add your social media links.


The screenshot shows the 'Store Setting' page for 'Q2U'. At the top, there is a navigation menu with 'Dashboard' and 'Store Setting'. Below this is a map of the Sydney area. The 'Media' section contains two upload slots: 'Logo' and 'Banner'. Both have been successfully uploaded. The 'Logo' is a circular gold emblem with 'Q2U MARKETPLACE' text. The 'Banner' is a promotional image for the 'Sydney Reed Gift Fair'. Below the media section is the 'Shipping setting' section, which includes input fields for 'Shipping Cost' (set to 10) and 'Discount (in %)' (set to 0), and a dropdown menu for 'Shipping service'.

When you're ready, click Save Changes.

This is your store setup complete.

This screenshot shows the 'Store Setting' page with the 'Shipping setting' and 'Socials' sections. The 'Shipping setting' section is identical to the previous screenshot, with 'Shipping Cost' at 10 and 'Discount (in %)' at 0. The 'Socials' section contains input fields for 'Facebook URL' (https://www.facebook.com/q2umarketplace), 'Instagram URL' (https://www.instagram.com/q2u\_marketplace/), 'Pinterest URL', 'X URL', and 'Youtube URL' (https://www.youtube.com/@Q2UMarketplace). A blue 'Save Changes' button is located at the bottom of the page.

You will be taken to Stripe to complete your billing details and once that's done and you click subscribe, your subscription will be active, and your store is ready to go.

 **Q2U** Marketplace

Subscribe to Professional


---

Professional <small>Billed monthly</small>	<b>A\$86.90</b>
---	-----------------

---

Subtotal	<b>A\$86.90</b>
----------	-----------------

---

GST 	A\$7.90
---	---------

---

<b>Total due today</b>	<b>A\$86.90</b>
------------------------	-----------------


**Pay with card**

Email

**Payment method**

Card information


4242 4242 4242 4242 VISA

01 / 28 123 

Cardholder name

Country or region

**Save my information for faster checkout**  
Pay securely at Q2U Marketplace sandbox and everywhere [LiSt](#) is accepted.

**Processing** 

Notwithstanding the logo displayed above, when paying with a co-branded [etpos](#) debit card, your payment may be processed through either card network.  
By subscribing, you authorize Q2U Marketplace sandbox to charge you according to the terms until you cancel.

Powered by [stripe](#) | [Terms](#) | [Privacy](#)